

Shareholding Pattern under Regulation 31 of SEBI (Listing Obligations and Disclosure Requirements) Regulations, 2015

1.	Name of Listed Entity: Intrasoft Technologies Limited	
2.	Scrip Code/Name of Scrip/Class of Security: 533181/ ISFT	
3.	Share Holding Pattern Filed under: Reg. 31(1)(a)/Reg. 31(1)(b)/Reg.31(1)(c)	
	a.	If under 31(1)(b) then indicate the report for Quarter ending : 31.03.2018
	b.	If under 31(1)(c) then indicate date of allotment/extinguishment
4.	Declaration: The Listed entity is required to submit the following declaration to the extent of submission of information:-	

	Particulars	Yes*	No*
1	Whether the Listed Entity has issued any partly paid up shares?		No
2	Whether the Listed Entity has issued any Convertible Securities or Warrants?		No
3	Whether the Listed Entity has any shares against which depository receipts are issued?		No
4	Whether the Listed Entity has any shares in locked-in?		No
5	Whether any shares held by promoters are pledge or otherwise encumbered?		No




Table I - Summary Statement holding of specified securities

Category	Category of shareholder	Nos. of shareholders	No. of fully paid up equity shares held	No. of Partly paid-up equity shares held	No. of shares underlying Depository Receipts	Total nos. shares held	Shareholding as a % of total no. of shares (calculated as per SCRR, 1957)	Number of Voting Rights held in each class of securities			No. of Shares Underlying Outstanding convertible securities (including Warrants)	Shareholding, as a % assuming full conversion of convertible securities (as a percentage of diluted share capital)	Number of Locked in shares		Number of Shares pledged or otherwise encumbered		Number of equity shares held in dematerialised form	
								No of Voting Rights					Total as a % of (A+B+C)	No. (a)	As a % of total Shares held(b)	No. (a)		As a % of total Shares held(b)
								Class eg: X	Class eg: y	Total								
(I)	(II)	(III)	(IV)	(V)	(VI)	(VII) =	(VIII) As a	(IX)			(X)	(XI) =	(XII)		(XIII)		(XIV)	
(A)	Promoter & Promoter Group	3	7000014	0	0	7000014	47.5167	7000014	0	7000014	47.5167	0	47.5167	0	0	0	0	7000014
(B)	Public	7331	7731664	0	0	7731664	52.4833	7731664	0	7731664	52.4833	0	52.4833	0	0	NA	NA	7703412
(C)	Non Promoter - Non Public					0			0		0				0	NA	NA	
(C1)	Shares Underlying DRs	0	0	0	0	0	0	0	0	0	0	0	0	0	0	NA	NA	0
(C2)	Shares Held By Employee Trust	0	0	0	0	0	0	0	0	0	0	0	0	0	0	NA	NA	0
	Total	7334	14731678	0	0	14731678	100	14731678	0	14731678	100	0	100	0	0	0	0	14703426




Table II - Statement showing shareholding pattern of the Promoter and Promoter Group

Category & Name of the shareholders	PAN	Nos. of share holders	No. of fully paid up equity shares held	Partly paid-up equity shares held	No. of shares underlying Depository Receipts	Total nos. shares held	Shareholding % calculated as per SCRR, 1957 As a % of (A+B+C2)	Number of Voting Rights held in each class of securities			No. of Shares Underlying Outstanding convertible securities (including Warrants)	Shareholding, as a % assuming full conversion of convertible securities (as a percentage of diluted share capital)	Number of Locked in shares		Number of Shares pledged or otherwise encumbered		Number of equity shares held in dematerialised form	
								Class eg: X	Class eg: y	Total			Total as a % of (A+B+C)	No. (a)	As a % of total Shares held(b)	No. (a)		As a % of total Shares held(b)
(I)	(II)	(III)	(IV)	(V)	(VI)	(VII) = (IV)+(V)+(VI)	(VIII) As a % of (A+B+C2)	(IX)			(X)	(XI) = (VII)+(X) As a % of (A+B+C2)	(XII)	(XIII)		(XIV)		
1 Indian																		
(a) Individuals / Hindu Undivided Family		3	7000014	0	0	7000014	47.5167	7000014	0	7000014	47.5167	0	47.5167	0	0	0	0	7000014
Arvind Kajaria	AGDPK5670M	1	2800014	0	0	2800014	19.0068	2800014	0	2800014	19.0068	0	19.0068	0	0	0	0	2800014
Sharad Kajaria	AFWPK8887L	1	2800000	0	0	2800000	19.0067	2800000	0	2800000	19.0067	0	19.0067	0	0	0	0	2800000
Padma Kajaria	AFCPK7882F	1	1400000	0	0	1400000	9.5033	1400000	0	1400000	9.5033	0	9.5033	0	0	0	0	1400000
(b) Central Government / State		0	0	0	0	0	0	0	0	0	0	0	0	0	0	0	0	0
(c) Financial Institutions / Banks		0	0	0	0	0	0	0	0	0	0	0	0	0	0	0	0	0
(d) Any Other (Specify)		0	0	0	0	0	0	0	0	0	0	0	0	0	0	0	0	0
Sub Total (A)(1)		3	7000014	0	0	7000014	47.5167	7000014	0	7000014	47.5167	0	47.5167	0	0	0	0	7000014
2 Foreign																		
(a) Individuals (Non-Resident Individuals / Foreign Individuals)		0	0	0	0	0	0	0	0	0	0	0	0	0	0	0	0	0
(b) Government		0	0	0	0	0	0	0	0	0	0	0	0	0	0	0	0	0
(c) Institutions		0	0	0	0	0	0	0	0	0	0	0	0	0	0	0	0	0
(d) Foreign Portfolio Investor		0	0	0	0	0	0	0	0	0	0	0	0	0	0	0	0	0
(e) Any Other (Specify)		0	0	0	0	0	0	0	0	0	0	0	0	0	0	0	0	0
Sub Total (A)(2)		0	0	0	0	0	0	0	0	0	0	0	0	0	0	0	0	0
Total Shareholding Of Promoter And Promoter Group (A)= (A)(1)+(A)(2)		3	7000014	0	0	7000014	47.5167	7000014	0	7000014	47.5167	0	47.5167	0	0	0	0	7000014




Table III - Statement showing shareholding pattern of the Public shareholder

Category & Name of the shareholders	PAN	Nos. of shareholders	No. of fully paid up equity shares held	Partly paid-up equity shares held	No. of shares underlying Depository Receipts	Total nos. shares held	Shareholding % calculated as per SCRR, 1957 As a % of (A+B+C2)	Number of Voting Rights held in each class of securities			No. of Shares Underlying Outstanding convertible securities (including Warrants)	Shareholding, as a % assuming full conversion of convertible securities (as a percentage of diluted share)	Number of Locked in shares		Number of Shares pledged or otherwise encumbered		Number of equity shares held in dematerialised form		
								No of Voting Rights					Total as a % of (A+B+C)	No. (a)	As a % of total Shares held(b)	No. (a)		As a % of total Shares held(b)	
								Class eg: X	Class eg: y	Total									
(I)	(II)	(III)	(IV)	(V)	(VI)	(VII) = (IV)+(V)+(VI)	(VIII) As a % of (A+B+C2)	(IX)			(X)	(VII)+(X) As a % of (A+B+C2)	(XII)	(XIII)		(XIV)			
1 Institutions																			
(a) Mutual Fund		0	0	0	0	0	0	0	0	0	0	0	0	0	0	0	NA	NA	0
(b) Venture Capital Funds		0	0	0	0	0	0	0	0	0	0	0	0	0	0	0	NA	NA	0
(c) Alternate Investment Funds		1	191900	0	0	191900	1.3026	191900	0	191900	1.3026	0	1.3026	0	0	0	NA	NA	191900
Ashmore India Opportunities Fund	AAFTA7838K	1	191900	0	0	191900	1.3026	191900	0	191900	1.3026	0	1.3026	0	0	0	NA	NA	191900
(d) Foreign Venture Capital Investors		0	0	0	0	0	0	0	0	0	0	0	0	0	0	0	NA	NA	0
(e) Foreign Portfolio Investor		18	1700645	0	0	1700645	11.5441	1700645	0	1700645	11.5441	0	11.5441	0	0	0	NA	NA	1700645
University Of Notre Dame Du Lac	AABCU6782D	1	728982	0	0	728982	4.9484	728982	0	728982	4.9484	0	4.9484	0	0	0	NA	NA	728982
Washington University - Chanakya Capital Partners	AAACW6562G	1	559536	0	0	559536	3.7982	559536	0	559536	3.7982	0	3.7982	0	0	0	NA	NA	559536
Gp Emerging Markets Strategies, Lp	AACAG7973M	1	173116	0	0	173116	1.1751	173116	0	173116	1.1751	0	1.1751	0	0	0	NA	NA	173116
(f) Financial Institutions / Banks		2	15575	0	0	15575	0.1057	15575	0	15575	0.1057	0	0.1057	0	0	0	NA	NA	15575
(g) Insurance Companies		2	114	0	0	114	0.0008	114	0	114	0.0008	0	0.0008	0	0	0	NA	NA	114
(h) Provident Funds/ Pension Funds		0	0	0	0	0	0	0	0	0	0	0	0	0	0	0	NA	NA	0
(i) Any Other (Specify)		0	0	0	0	0	0	0	0	0	0	0	0	0	0	0	NA	NA	0
Sub Total (B)(1)		23	1908234	0	0	1908234	12.9533	1908234	0	1908234	12.9533	0	12.9533	0	0	0	NA	NA	1908234
2 Central Government/ State Government(s)/ President of India Central Government / State Government(s)		1	4379	0	0	4379	0.0297	4379	0	4379	0.0297	0	0.0297	0	0	0	NA	NA	4379
Sub Total (B)(2)		1	4379	0	0	4379	0.0297	4379	0	4379	0.0297	0	0.0297	0	0	0	NA	NA	4379
3 Non-Institutions																			
(a) Individuals			0	0										0			NA	NA	
i. Individual shareholders holding nominal share capital up to Rs. 2 lakhs.		6537	1794826	0	0	1794826	12.1834	1794826	0	1794826	12.1834	0	12.1834	0	0	0	NA	NA	1766574
ii. Individual shareholders holding nominal share capital in excess of Rs. 2		30	1874070	0	0	1874070	12.7214	1874070	0	1874070	12.7214	0	12.7214	0	0	0	NA	NA	1874070
Nikhita Nishid Shah	AINP56048K		175800	0	0	175800	1.1933	175800	0	175800	1.1933	0	1.1933	0	0	0	NA	NA	175800
Nishid Babulal Shah	AHQPS0501F		258850	0	0	258850	1.7571	258850	0	258850	1.7571	0	1.7571	0	0	0	NA	NA	258850
(b) NBFCs registered with RBI		0	0	0	0	0	0	0	0	0	0	0	0	0	0	0	NA	NA	0
(c) Employee Trusts Overseas Depositories(holding DRs)		0	0	0	0	0	0	0	0	0	0	0	0	0	0	0	NA	NA	0
(d) (balancing figure)		0	0	0	0	0	0	0	0	0	0	0	0	0	0	0	NA	NA	0
(e) Any Other (Specify)		740	2150155	0	0	2150155	14.5955	2150155	0	2150155	14.5955	0	14.5955	0	0	0	NA	NA	2150155
Trusts		2	13918	0	0	13918	0.0945	13918	0	13918	0.0945	0	0.0945	0	0	0	NA	NA	13918
Hindu Undivided Family		370	272444	0	0	272444	1.8494	272444	0	272444	1.8494	0	1.8494	0	0	0	NA	NA	272444
Non Resident Indians (Non Repat)		39	20258	0	0	20258	0.1375	20258	0	20258	0.1375	0	0.1375	0	0	0	NA	NA	20258
Non Resident Indians (Repat)		81	96605	0	0	96605	0.6558	96605	0	96605	0.6558	0	0.6558	0	0	0	NA	NA	96605
Clearing Member		74	106395	0	0	106395	0.7222	106395	0	106395	0.7222	0	0.7222	0	0	0	NA	NA	106395
Bodies Corporate		174	1640535	0	0	1640535	11.1361	1640535	0	1640535	11.1361	0	11.1361	0	0	0	NA	NA	1640535
Finotex Vinimoy Pvt Ltd	AAACF6863D	1	500000	0	0	500000	3.394	500000	0	500000	3.394	0	3.394	0	0	0	NA	NA	500000
Ajitnath Financial Consultants Llp	ABBFA4946R	1	178350	0	0	178350	1.2107	178350	0	178350	1.2107	0	1.2107	0	0	0	NA	NA	178350
Sub Total (B)(3)		7307	5819051	0	0	5819051	39.5003	5819051	0	5819051	39.5003	0	39.5003	0	0	0	NA	NA	5790799
Total Public Shareholding (B)= (B)(1)+(B)(2)+(B)(3)		7331	7731664	0	0	7731664	52.4833	7731664	0	7731664	52.4833	0	52.4833	0	0	0	NA	NA	7703412



Table IV - Statement showing shareholding pattern of the Non Promoter- Non Public shareholder

Category & Name of the shareholders	PAN	Nos. of shareholders	No. of fully paid up equity shares held	Partly paid-up equity shares held	No. of shares underlying Depository Receipts	Total nos. shares held	Shareholding % calculated as per SCRR, 1957 As a % of (A+B+C2)	Number of Voting Rights held in each class of securities			No. of Shares Underlying Outstanding convertible securities (including Warrants)	Shareholding, as a % assuming full conversion of convertible securities (as a percentage of diluted share capital)	Number of Locked in shares		Number of Shares pledged or otherwise encumbered		Number of equity shares held in dematerialised form	
								No of Voting Rights					Total as a % of (A+B+C)	No. (a)	As a % of total Shares held(b)	No. (a)		As a % of total Shares held(b)
								Class eg: X	Class eg: y	Total								
(I)	(II)	(III)	(IV)	(V)	(VI)	(VII) =	(VIII) As a	(IX)			(X)	(XI) =	(XII)		(XIII)		(XIV)	
1	Custodian/DR Holder		0	0	0	0	0	0	0	0	0	0	0	0	0	0	0	0
2	Employee Benefit Trust (under SEBI (Share based Employee Benefit)		0	0	0	0	0	0	0	0	0	0	0	0	0	0	0	0
Total Non-Promoter- Non Public Shareholding (C)= (C)(1)+(C)(2)			0	0	0	0	0	0	0	0	0	0	0	0	0	0	0	0

Handwritten signature

