


Shareholding Pattern under Regulation 31 of SEBI (Listing Obligations and Disclosure Requirements) Regulations, 2015


1	Name of Listed Entity: Intrasoft Technologies Limited		
2	Scrip Code/Name of Scrip/Class of Security: 533181/ISFT/EQUITY		
3	Share Holding Pattern Filed under: Reg. 31(1)(a)/Reg. 31(1)(b)/Reg.31(1)(c)		
	a.	If under 31(1)(b) then indicate the report for Quarter ending : 30.06.2016	
	b.	If under 31(1)(c) then indicate date of allotment/extinguishment	
4	Declaration: The Listed entity is required to submit the following declaration to the extent of submission of information:-		
		Particulars	
			Yes* No*
	1	Whether the Listed Entity has issued any partly paid up shares?	No
	2	Whether the Listed Entity has issued any Convertible Securities or Warrants?	No
	3	Whether the Listed Entity has any shares against which depository receipts are issued?	No
	4	Whether the Listed Entity has any shares in locked-in?	No
	5	Whether any shares held by promoters are pledge or otherwise encumbered?	No



Intrasoft Technologies Limited

Table I - Summary Statement holding of specified securities


Category	Category of shareholder	Number of shareholders	No. of fully paid up equity shares held	No. of Partly paid-up equity shares held	No. of shares underlying Depository Receipts	Total nos. shares held	Shareholding as a % of total no. of shares (calculated as per SCRR, 1957)	Number of Voting Rights held in each class of securities			No. of Shares Underlying & Outstanding convertible securities (including	Shareholding, as a % assuming full conversion of convertible securities	Number of Locked in shares		Number of Shares pledged or otherwise encumbered		Number of equity shares held in dematerialised form	
								No of Voting Rights					Total as a % of (A+B+C)	No. (a)	As a % of total Shares held(b)	No. (a)		As a % of total Shares held(b)
								Class eg: X	Class eg: y	Total								
(I)	(II)	(III)	(IV)	(V)	(VI)	(VII) = (IV)+(V)+ (VI)	(VIII)As a % of (A+B+C2)	(IX)			(X)	(XI)= (VII)+(X) As a % of (A+B+C2)	(XII)		(XIII)		(XIV)	
(A)	Promoter & Promoter Group	3	7000014	0	0	7000014	47.5167	7000014	0	7000014	47.5167	0	47.5167	0	0.0000	0	0.0000	7000014
(B)	Public	7495	7731664	0	0	7731664	52.4833	7731664	0	7731664	52.4833	0	52.4833	0	0.0000	NA	NA	7695662
(C)	Non Promoter - Non Public					0			0			0			0.0000	NA	NA	
(C1)	Shares Underlying DRs	0	0	0	0	0	0.0000	0	0	0	0.0000	0	0.0000	0	0.0000	NA	NA	0
(C2)	Shares Held By Employee Trust	0	0	0	0	0	0.0000	0	0	0	0.0000	0	0.0000	0	0.0000	NA	NA	0
	Total	7498	14731678	0	0	14731678	100.0000	14731678	0	14731678	100.0000	0	100.0000	0	0.0000	0	0.0000	14695676



Intrasoft Technologies Limited

Table II - Statement showing shareholding pattern of the Promoter and Promoter Group

	Category & Name of the shareholders	PAN	Nos. of shareholders	No. of fully paid up equity shares held	Partly paid-up equity shares held	No. of shares underlying Depository Receipts	Total nos. shares held	Shareholding % calculated as per SCRR, 1957 As a % of (A+B+C2)	Number of Voting Rights held in each class of securities			No. of Shares Underlying Outstanding convertible securities (including securities assuming full conversion of convertible securities [X])= (VII)+(X) As a % of (A+B+C2)	Number of Locked in shares		Number of Shares pledged or otherwise encumbered		Number of equity shares held in dematerialised form		
									No of Voting Rights		Total as a % of (A+B+C)		No. (a)	As a % of total Shares held(b)	No. (a)	As a % of total Shares held(b)			
									Class eg: X	Class eg: y								Total	
	(I)	(II)	(III)	(IV)	(V)	(VI)	(VII) = (IV)+(V)+ (VI)	(VIII) As a % of (A+B+C2)	(IX)			(X)	(VII)+(X) As a % of (A+B+C2)	(XII)	(XIII)	(XIV)			
1	Indian																		
(a)	Individuals / Hindu Undivided Family		3	7000014	0	0	7000014	47.5167	7000014	0	7000014	47.5167	0	47.5167	0	0.0000	0	0.0000	7000014
	Arvind Kajaria	AGDPK5670M	1	2800014	0	0	2800014	19.0068	2800014	0	2800014	19.0068	0	19.0068	0	0.0000	0	0.0000	2800014
	Sharad Kajaria	AFWPK8887L	1	2800000	0	0	2800000	19.0067	2800000	0	2800000	19.0067	0	19.0067	0	0.0000	0	0.0000	2800000
	Padma Kajaria	AFCPK7882F	1	1400000	0	0	1400000	9.5033	1400000	0	1400000	9.5033	0	9.5033	0	0.0000	0	0.0000	1400000
(b)	Central Government / State Government(s)		0	0	0	0	0	0.0000	0	0	0	0.0000	0	0.0000	0	0.0000	0	0.0000	0
(c)	Financial Institutions / Banks		0	0	0	0	0	0.0000	0	0	0	0.0000	0	0.0000	0	0.0000	0	0.0000	0
(d)	Any Other (Specify)		0	0	0	0	0	0.0000	0	0	0	0.0000	0	0.0000	0	0.0000	0	0.0000	0
	Sub Total (A)(1)		3	7000014	0	0	7000014	47.5167	7000014	0	7000014	47.5167	0	47.5167	0	0.0000	0	0.0000	7000014
2	Foreign																		
(a)	Individuals (Non-Resident Individuals / Foreign Individuals)		0	0	0	0	0	0.0000	0	0	0	0.0000	0	0.0000	0	0.0000	0	0.0000	0
(b)	Government		0	0	0	0	0	0.0000	0	0	0	0.0000	0	0.0000	0	0.0000	0	0.0000	0
(c)	Institutions		0	0	0	0	0	0.0000	0	0	0	0.0000	0	0.0000	0	0.0000	0	0.0000	0
(d)	Foreign Portfolio Investor		0	0	0	0	0	0.0000	0	0	0	0.0000	0	0.0000	0	0.0000	0	0.0000	0
(e)	Any Other (Specify)		0	0	0	0	0	0.0000	0	0	0	0.0000	0	0.0000	0	0.0000	0	0.0000	0
	Sub Total (A)(2)		0	0	0	0	0	0.0000	0	0	0	0.0000	0	0.0000	0	0.0000	0	0.0000	0
	Total Shareholding Of Promoter And Promoter Group (A)= (A)(1)+(A)(2)		3	7000014	0	0	7000014	47.5167	7000014	0	7000014	47.5167	0	47.5167	0	0.0000	0	0.0000	7000014



Intrasoft Technologies Limited

Table III - Statement showing shareholding pattern of the Public shareholder

	Category & Name of the shareholders	PAN	Nos. of shareholders	No. of fully paid up equity shares held	Partly paid-up equity shares held	No. of shares underlying Depository Receipts	Total nos. shares held	Shareholding % calculated as per SCRR, 1957 As a % of (A+B+C2)	Number of Voting Rights held in each class of securities			No. of Shares Underlying Outstanding convertible securities (including	Shareholding, as a % assuming full conversion of convertible securities	Number of Locked in shares		Number of Shares pledged or otherwise encumbered		Number of equity shares held in dematerialised form	
									No of Voting Rights					Total as a % of (A+B+C)	No. (a)	As a % of total Shares held(b)	No. (a)		As a % of total Shares held(b)
									Class eg: X	Class eg: Y	Total								
	(I)	(II)	(III)	(IV)	(V)	(VI)	(VII) = (IV)+(V)+(VI)	(VIII) As a % of (A+B+C2)	(IX)			(X)	(XI) = (VII)+(X) As a % of (A+B+C2)	(XII)		(XIII)		(XIV)	
1	Institutions																		
(a)	Mutual Fund		0	0	0	0	0	0.0000	0	0	0	0.0000	0	0.0000	0	0.0000	NA	NA	0
(b)	Venture Capital Funds		0	0	0	0	0	0.0000	0	0	0	0.0000	0	0.0000	0	0.0000	NA	NA	0
(c)	Alternate Investment Funds		0	0	0	0	0	0.0000	0	0	0	0.0000	0	0.0000	0	0.0000	NA	NA	0
(d)	Foreign Venture Capital Investors		0	0	0	0	0	0.0000	0	0	0	0.0000	0	0.0000	0	0.0000	NA	NA	0
(e)	Foreign Portfolio Investor		4	1239675	0	0	1239675	8.4150	1239675	0	1239675	8.4150	0	8.4150	0	0.0000	NA	NA	1239675
	University Of Notre Dame Du Lac	AABCU6782D		707282	0	0	707282	4.8011	707282	0	707282	4.8011	0	4.8011	0	0.0000	NA	NA	707282
	Washington University - Chanakya Capital Partners	AAACW6562G		371815	0	0	371815	2.5239	371815	0	371815	2.5239	0	2.5239	0	0.0000	NA	NA	371815
(f)	Financial Institutions / Banks		3	36418	0	0	36418	0.2472	36418	0	36418	0.2472	0	0.2472	0	0.0000	NA	NA	36418
(g)	Insurance Companies		2	114	0	0	114	0.0008	114	0	114	0.0008	0	0.0008	0	0.0000	NA	NA	114
(h)	Provident Funds/ Pension Funds		0	0	0	0	0	0.0000	0	0	0	0.0000	0	0.0000	0	0.0000	NA	NA	0
(i)	Any Other (Specify)		0	0	0	0	0	0.0000	0	0	0	0.0000	0	0.0000	0	0.0000	NA	NA	0
	Sub Total (B)(1)		9	1276207	0	0	1276207	8.6630	1276207	0	1276207	8.6630	0	8.6630	0	0.0000	NA	NA	1276207
2	Central Government/ State Government(s)/ President of India																		
	Sub Total (B)(2)		0	0	0	0	0	0.0000	0	0	0	0.0000	0	0.0000	0	0.0000	NA	NA	0
3	Non-Institutions																		
(a)	Individuals			0	0												NA	NA	
	i. Individual shareholders holding nominal share capital up to Rs. 2 lakhs.		6467	1994925	0	0	1994925	13.5417	1994925	0	1994925	13.5417	0	13.5417	0	0.0000	NA	NA	1962073
	ii. Individual shareholders holding nominal share capital in excess of Rs. 2 lakhs.		25	1410989	0	0	1410989	9.5779	1410989	0	1410989	9.5779	0	9.5779	0	0.0000	NA	NA	1410989
	Nishid Babulal Shah	AHQPS0501F		167862	0	0	167862	1.1395	167862	0	167862	1.1395	0	1.1395	0	0.0000	NA	NA	167862
(b)	NBFCs registered with RBI		0	0	0	0	0	0.0000	0	0	0	0.0000	0	0.0000	0	0.0000	NA	NA	0
(c)	Employee Trusts		0	0	0	0	0	0.0000	0	0	0	0.0000	0	0.0000	0	0.0000	NA	NA	0
(d)	Overseas Depositories(holding DRs) (balancing figure)		0	0	0	0	0	0.0000	0	0	0	0.0000	0	0.0000	0	0.0000	NA	NA	0
(e)	Any Other (Specify)		994	3049543	0	0	3049543	20.7006	3049543	0	3049543	20.7006	0	20.7006	0	0.0000	NA	NA	3046393
	Hindu Undivided Family		425	289932	0	0	289932	1.9681	289932	0	289932	1.9681	0	1.9681	0	0.0000	NA	NA	289932
	Non Resident Indians (Non Repat)		24	24100	0	0	24100	0.1636	24100	0	24100	0.1636	0	0.1636	0	0.0000	NA	NA	24100
	Non Resident Indians (Repat)		87	42630	0	0	42630	0.2894	42630	0	42630	0.2894	0	0.2894	0	0.0000	NA	NA	42630
	Clearing Member		219	379992	0	0	379992	2.5794	379992	0	379992	2.5794	0	2.5794	0	0.0000	NA	NA	379992
	Bodies Corporate		239	2312889	0	0	2312889	15.7001	2312889	0	2312889	15.7001	0	15.7001	0	0.0000	NA	NA	2309739
	Finotex Vinimoy Pvt Ltd	AAACF6863D		500000	0	0	500000	3.3940	500000	0	500000	3.3940	0	3.3940	0	0.0000	NA	NA	500000
	Lokvani Engineering Private Limited	AAACL5768P		383013	0	0	383013	2.5999	383013	0	383013	2.5999	0	2.5999	0	0.0000	NA	NA	383013
	Ambika Fincap Consultants Pvt.	AAAFCA6681F		213500	0	0	213500	1.4493	213500	0	213500	1.4493	0	1.4493	0	0.0000	NA	NA	213500
	Sub Total (B)(3)		7486	6455457	0	0	6455457	43.8202	6455457	0	6455457	43.8202	0	43.8202	0	0.0000	NA	NA	6419455
	Total Public Shareholding (B)= (B)(1)+(B)(2)+(B)(3)		7495	7731664	0	0	7731664	52.4833	7731664	0	7731664	52.4833	0	52.4833	0	0.0000	NA	NA	7695662



Intrasoft Technologies Limited

Table IV - Statement showing shareholding pattern of the Non Promoter- Non Public shareholder

	Category & Name of the shareholders	PAN	Nos. of shareholders	No. of fully paid up equity shares held	Partly paid-up equity shares held	No. of shares underlying Depository Receipts	Total nos. shares held	Shareholding % calculated as per SCRR, 1957 As a % of (A+B+C2)	Number of Voting Rights held in each class of securities			No. of Shares Underlying Outstanding convertible securities (including securities)	Shareholding, as a % assuming full conversion of convertible securities	Number of Locked in shares		Number of Shares pledged or otherwise encumbered		Number of equity shares held in dematerialised form	
									No of Voting Rights					Total as a % of (A+B+C)	No. (a)	As a % of total Shares held(b)	No. (a)		As a % of total Shares held(b)
									Class eg: X	Class eg: y	Total								
	(I)	(II)	(III)	(IV)	(V)	(VI)	(VII) = (IV)+(V)+ (VI)	(VIII) As a % of (A+B+C2)	(IX)			(X)	(XI) = (VII)+(X) As a % of (A+B+C2)	(XII)		(XIII)		(XIV)	
1	Custodian/DR Holder		0	0	0	0	0	0.0000	0	0	0	0.0000	0	0.0000	0	0.0000	NA	NA	0
2	Employee Benefit Trust (under SEBI (Share based Employee Benefit) Regulations, 2014)		0	0	0	0	0	0.0000	0	0	0	0.0000	0	0.0000	0	0.0000	NA	NA	0
	Total Non-Promoter- Non Public Shareholding (C)= (C)(1)+(C)(2)		0	0	0	0	0	0.0000	0	0	0	0.0000	0	0.0000	0	0.0000	NA	NA	0



Pranvesh
PRANVESH TRIPATHI
 COMPANY SECRETARY