

Shareholding Pattern under Regulation 31 of SEBI (Listing Obligations and Disclosure Requirements) Regulations, 2015

1.	Name of Listed Entity: Intrasoft Technologies Limited	
2.	Scrip Code/Name of Scrip/Class of Security: 533181/ISFT	
3.	Share Holding Pattern Filed under: Reg. 31(1)(b)	
	a.	If under 31(1)(b) then indicate the report for Quarter ending - 31 December, 2020
	b.	If under 31(1)(c) then indicate date of allotment/extinguishment
4.	Declaration: The Listed entity is required to submit the following declaration to the extent of submission of information:-	

	Particulars	Yes*	No*
1	Whether the Listed Entity has issued any partly paid up shares?		No
2	Whether the Listed Entity has issued any Convertible Securities or Warrants?		No
3	Whether the Listed Entity has any shares against which depository receipts are issued?		No
4	Whether the Listed Entity has any shares in locked-in?		No
5	Whether any shares held by promoters are pledge or otherwise encumbered?		No
6	Whether the Listed Entity has any shares with Differential Voting Rights ?		No
7	Whether the Listed Entity has any Significant Beneficial Owner?		No




Table I - Summary Statement holding of specified securities

Category	Category of shareholder	Nos. of shareholders	No. of fully paid up equity shares held	No. of Partly paid-up equity shares held	No. of shares underlying Depository Receipts	Total no. of shares held	Shareholding as a % of total no. of shares (calculated as per SCRR, 1957)	Number of Voting Rights held in each class of securities				No. of Shares Underlying Outstanding convertible securities (including Warrants)	Shareholding, as a % assuming full conversion of convertible securities (as a percentage of diluted share capital)	Number of Locked in shares		Number of Shares pledged or otherwise encumbered		Number of equity shares held in dematerialised form
								No of Voting Rights			Total as a % of (A+B+C)			No. (a)	As a % of total Shares held(b)	No. (a)	As a % of total Shares held(b)	
								Class eg: X	Class eg: y	Total								
(I)	(II)	(III)	(IV)	(V)	(VI)	(VII) =	(VIII) As a	(IX)			(X)	(XI) =	(XII)		(XIII)		(XIV)	
(A)	Promoter & Promoter Group	3	7024297	0	0	7024297	47.6816	7024297	0	7024297	47.6816	0	47.6816	0	0.0000	0	0.0000	7024297
(B)	Public	7328	7707381	0	0	7707381	52.3184	7707381	0	7707381	52.3184	0	52.3184	0	0.0000	NA	NA	7686479
(C)	Non Promoter - Non Public				0				0			0		0.0000	NA	NA		
(C1)	Shares Underlying DRs	0	0	0	0	0	0.0000	0	0	0	0.0000	0	0.0000	0	0.0000	NA	NA	0
(C2)	Shares Held By Employee Trust	0	0	0	0	0	0.0000	0	0	0	0.0000	0	0.0000	0	0.0000	NA	NA	0
	Total	7331	14731678	0	0	14731678	100	14731678	0	14731678	100	0	100	0	0	0	0	14710776



Table II - Statement showing shareholding pattern of the Promoter and Promoter Group

Category & Name of the shareholders	PAN	Nos. of shareholders	No. of fully paid up equity shares held	Partly paid-up equity shares held	No. of shares underlying Depository Receipts	Total no. of shares held	Shareholding % calculated as per SCRR, 1957 As a % of (A+B+C2)	Number of Voting Rights held in each class of securities			No. of Shares Underlying Outstanding convertible securities (including Warrants)	Shareholding, as a % assuming full conversion of convertible securities (as a percentage of diluted share capital)	Number of Locked in shares		Number of Shares pledged or otherwise encumbered		Number of equity shares held in dematerialised form		
								Class eg: X	Class eg: y	Total			Total as a % of (A+B+C)	No. (a)	As a % of total Shares held(b)	No. (a)		As a % of total Shares held(b)	
																			No of Voting Rights
(I)	(II)	(III)	(IV)	(V)	(VI)	(VII) = (IV)+(V)+(VI)	(VIII) As a % of (A+B+C2)	(IX)			(X)	(XI) = (VII)+(X) As a % of	(XII)		(XIII)		(XIV)		
1	Indian																		
(a)	Individuals / Hindu Undivided Family		3	7024297	0	0	7024297	47.6816	7024297	0	7024297	47.6816	0	47.6816	0	0.0000	0	0.0000	7024297
	Sharad Kajaria	AFWPK8887L	1	2812500	0	0	2812500	19.0915	2812500	0	2812500	19.0915	0	19.0915	0	0.0000	0	0.0000	2812500
	Arvind Kajaria	AGDPK5670M	1	2811797	0	0	2811797	19.0867	2811797	0	2811797	19.0867	0	19.0867	0	0.0000	0	0.0000	2811797
	Padma Kajaria	AFCPK7882F	1	1400000	0	0	1400000	9.5033	1400000	0	1400000	9.5033	0	9.5033	0	0.0000	0	0.0000	1400000
(b)	Central Government / State		0	0	0	0	0	0.0000	0	0	0	0.0000	0	0.0000	0	0.0000	0	0.0000	0
(c)	Financial Institutions / Banks		0	0	0	0	0	0.0000	0	0	0	0.0000	0	0.0000	0	0.0000	0	0.0000	0
(d)	Any Other (Specify)		0	0	0	0	0	0.0000	0	0	0	0.0000	0	0.0000	0	0.0000	0	0.0000	0
	Sub Total (A)(1)		3	7024297	0	0	7024297	47.6816	7024297	0	7024297	47.6816	0	47.6816	0	0.0000	0	0.0000	7024297
2	Foreign																		
(a)	Individuals (Non-Resident Individuals / Foreign Individuals)		0	0	0	0	0	0.0000	0	0	0	0.0000	0	0.0000	0	0.0000	0	0.0000	0
(b)	Government		0	0	0	0	0	0.0000	0	0	0	0.0000	0	0.0000	0	0.0000	0	0.0000	0
(c)	Institutions		0	0	0	0	0	0.0000	0	0	0	0.0000	0	0.0000	0	0.0000	0	0.0000	0
(d)	Foreign Portfolio Investor		0	0	0	0	0	0.0000	0	0	0	0.0000	0	0.0000	0	0.0000	0	0.0000	0
(e)	Any Other (Specify)		0	0	0	0	0	0.0000	0	0	0	0.0000	0	0.0000	0	0.0000	0	0.0000	0
	Sub Total (A)(2)		0	0	0	0	0	0.0000	0	0	0	0.0000	0	0.0000	0	0.0000	0	0.0000	0
	Total Shareholding Of Promoter And Promoter Group (A)= (A)(1)+(A)(2)		3	7024297	0	0	7024297	47.6816	7024297	0	7024297	47.6816	0	47.6816	0	0.0000	0	0.0000	7024297



[Handwritten Signature]


Table III - Statement showing shareholding pattern of the Public shareholder

Category & Name of the shareholders	PAN	Nos. of shareholders	No. of fully paid up equity shares held	Partly paid-up equity shares held	No. of shares under lying Depository Receipts	Total shares held	Shareholding % calculated as per SCRR, 1957 As a % of (A+B+C2)	Number of Voting Rights held in each class of securities			No. of Shares Underlying Outstanding convertible securities (including Warrants)	Shareholding, as a % assuming full conversion of convertible securities (as a percentage of diluted share capital)	Number of Locked in shares		Number of Shares pledged or otherwise encumbered		Number of equity shares held in dematerialised form		
								Class eg: X	Class eg: y	Total			Total as a % of (A+B+C)	No. (a)	As a % of total Shares held(b)	No. (a)		As a % of total Shares held(b)	
																			No. of Voting Rights
(I)	(II)	(III)	(IV)	(V)	(VI)	(VII) = (IV)+(V) + (VI)	(VIII) As a % of (A+B+C2)	(IX)			(X)	(XI) = (VII)+(X) As a % of (A+B+C2)	(XII)		(XIII)		(XIV)		
1 Institutions																			
(a) Mutual Fund		0	0	0	0	0	0.0000	0	0	0	0.0000	0	0.0000	0	0.0000	NA	NA	0	
(b) Venture Capital Funds		0	0	0	0	0	0.0000	0	0	0	0.0000	0	0.0000	0	0.0000	NA	NA	0	
(c) Alternate Investment Funds		0	0	0	0	0	0.0000	0	0	0	0.0000	0	0.0000	0	0.0000	NA	NA	0	
(d) Foreign Venture Capital Investors		0	0	0	0	0	0.0000	0	0	0	0.0000	0	0.0000	0	0.0000	NA	NA	0	
(e) Foreign Portfolio Investor		7	1963764	0	0	1963764	13.3302	196376	4	0	1963764	13.3302	0	13.3302	0	0.0000	NA	NA	1963764
University Of Notre Dame Du Lac	AABCUG782D	1	1085015	0	0	1085015	7.3652	1085015	0	0	1085015	7.3652	0	7.3652	0	0.0000	NA	NA	1085015
The Ram Fund, Lp	AAGAT8590H	1	332629	0	0	332629	2.2579	332629	0	0	332629	2.2579	0	2.2579	0	0.0000	NA	NA	332629
Gp Emerging Markets Strategies, Lp	AACAG7973M	1	314365	0	0	314365	2.1339	314365	0	0	314365	2.1339	0	2.1339	0	0.0000	NA	NA	314365
(f) Financial Institutions / Banks		0	0	0	0	0	0.0000	0	0	0	0.0000	0	0.0000	0	0.0000	NA	NA	0	
(g) Insurance Companies		2	114	0	0	114	0.0008	114	0	0	114	0.0008	0	0.0008	0	0.0000	NA	NA	114
(h) Provident Funds/ Pension Funds		0	0	0	0	0	0.0000	0	0	0	0.0000	0	0.0000	0	0.0000	NA	NA	0	
(i) Any Other (Specify)		0	0	0	0	0	0.0000	0	0	0	0.0000	0	0.0000	0	0.0000	NA	NA	0	
Sub Total (B)(1)		9	1963878	0	0	1963878	13.3310	196387	0	0	1963878	13.3310	0	13.3310	0	0.0000	NA	NA	1963878
Central Government/ State Government(s)/ President of India																			
Sub Total (B)(2)		0	0	0	0	0	0.0000	0	0	0	0.0000	0	0.0000	0	0.0000	NA	NA	0	
3 Non-Institutions																			
(a) Individuals		0	0										0			NA	NA		
i. Individual shareholders holding nominal share capital up to Rs. 2		6713	2221346	0	0	2221346	15.0787	222134	6	0	2221346	15.0787	0	15.0787	0	0.0000	NA	NA	2200444
ii. Individual shareholders holding nominal share capital in excess of		23	1502027	0	0	1502027	10.1959	150202	7	0	1502027	10.1959	0	10.1959	0	0.0000	NA	NA	1502027
Nikhita Nishid Shah	AINPS6048K		154189	0	0	154189	1.0466	154189	0	0	154189	1.0466	0	1.0466	0	0.0000	NA	NA	154189
Nishid Babulal Shah	AHQPS0501F		227509	0	0	227509	1.5444	227509	0	0	227509	1.5444	0	1.5444	0	0.0000	NA	NA	227509
Puja Aggarwal	AAJPA7862M		148474	0	0	148474	1.0079	148474	0	0	148474	1.0079	0	1.0079	0	0.0000	NA	NA	148474



(b)	NBFCs registered with RBI	3	25300	0	0	25300	0.1717	25300	0	25300	0.1717	0	0.1717	0	0.0000	NA	NA	25300	
	Trust Employee	0	0	0	0	0	0.0000	0	0	0	0.0000	0	0.0000	0	0.0000	NA	NA	0	
(d)	Overseas Depositories(holding DRs) (balancing figure)	0	0	0	0	0	0.0000	0	0	0	0.0000	0	0.0000	0	0.0000	NA	NA	0	
(c)	Any Other (Specify)	580	1994830	0	0	1994830	13.5411	199483	0	1994830	13.5411	0	13.5411	0	0.0000	NA	NA	1994830	
	IEPF	1	8538	0	0	8538	0.0580	8538	0	8538	0.0580	0	0.0580	0	0.0000	NA	NA	8538	
	Hindu Undivided Family	329	368756	0	0	368756	2.5032	368756	0	368756	2.5032	0	2.5032	0	0.0000	NA	NA	368756	
	Non Resident Indians (Non Repat)	42	90032	0	0	90032	0.6111	90032	0	90032	0.6111	0	0.6111	0	0.0000	NA	NA	90032	
	Non Resident Indians (Repat)	70	71598	0	0	71598	0.4860	71598	0	71598	0.4860	0	0.4860	0	0.0000	NA	NA	71598	
	Clearing Member	41	25460	0	0	25460	0.1728	25460	0	25460	0.1728	0	0.1728	0	0.0000	NA	NA	25460	
	Bodies Corporate	97	1430446	0	0	1430446	9.7100	1430446	6	0	1430446	9.7100	0	9.7100	0	0.0000	NA	NA	1430446
	Finotex Vinimoy Pvt Ltd	AAACF6863D	1	500000	0	0	500000	3.3940	500000	0	500000	3.3940	0	3.3940	0	0.0000	NA	NA	500000
	Ajitnath Financial Consultants Llp	ABBFA4946R	1	224387	0	0	224387	1.5232	224387	0	224387	1.5232	0	1.5232	0	0.0000	NA	NA	224387
	Sub Total (B)(3)		7319	5743503	0	0	5743503	38.9874	574350	0	5743503	38.9874	0	38.9874	0	0.0000	NA	NA	5722601
	Total Public Shareholding (B)= (B)(1)+(B)(2)+(B)(3)		7328	7707381	0	0	7707381	52.3184	1	0	7707381	52.3184	0	52.3184	0	0.0000	NA	NA	7686479




Table IV - Statement showing shareholding pattern of the Non Promoter- Non Public shareholder

Category & Name of the shareholders	PAN	Nos. of share holders	No. of fully paid up equity shares held	Partly paid-up equity shares held	No. of shares underlying Depository Receipts	Total nos. shares held	Shareholding % calculated as per SCRR, 1957 As a % of (A+B+C2)	Number of Voting Rights held in each class of securities			No. of Shares Underlying Outstanding convertible securities (including Warrants)	Shareholding, as a % assuming full conversion of convertible securities (as a percentage of diluted share capital)	Number of Locked in shares		Number of Shares pledged or otherwise encumbered		Number of equity shares held in dematerialised form	
								No of Voting Rights					Total as a % of (A+B+C)	No. (a)	As a % of total Shares held(b)	No. (a)		As a % of total Shares held(b)
								Class eg: X	Class eg: y	Total								
(I)	(II)	(III)	(IV)	(V)	(VI)	(VII) = (IV)+(V) + (VI)	(VIII) As a % of (A+B+C2)	(IX)			(X)	(XI) = (VII)+(X) As a % of (A+B+C2)	(XII)		(XIII)		(XIV)	
1 Custodian/DR Holder		0	0	0	0	0	0.0000	0	0	0	0.0000	0	0.0000	0	0.0000	NA	NA	0
2 Employee Benefit Trust (under SEBI (Share based Employee Benefit)		0	0	0	0	0	0.0000	0	0	0	0.0000	0	0.0000	0	0.0000	NA	NA	0
Total Non-Promoter- Non Public Shareholding (C)= (C)(1)+(C)(2)		0	0	0	0	0	0.0000	0	0	0	0.0000	0	0.0000	0	0.0000	NA	NA	0

[Handwritten Signature]
